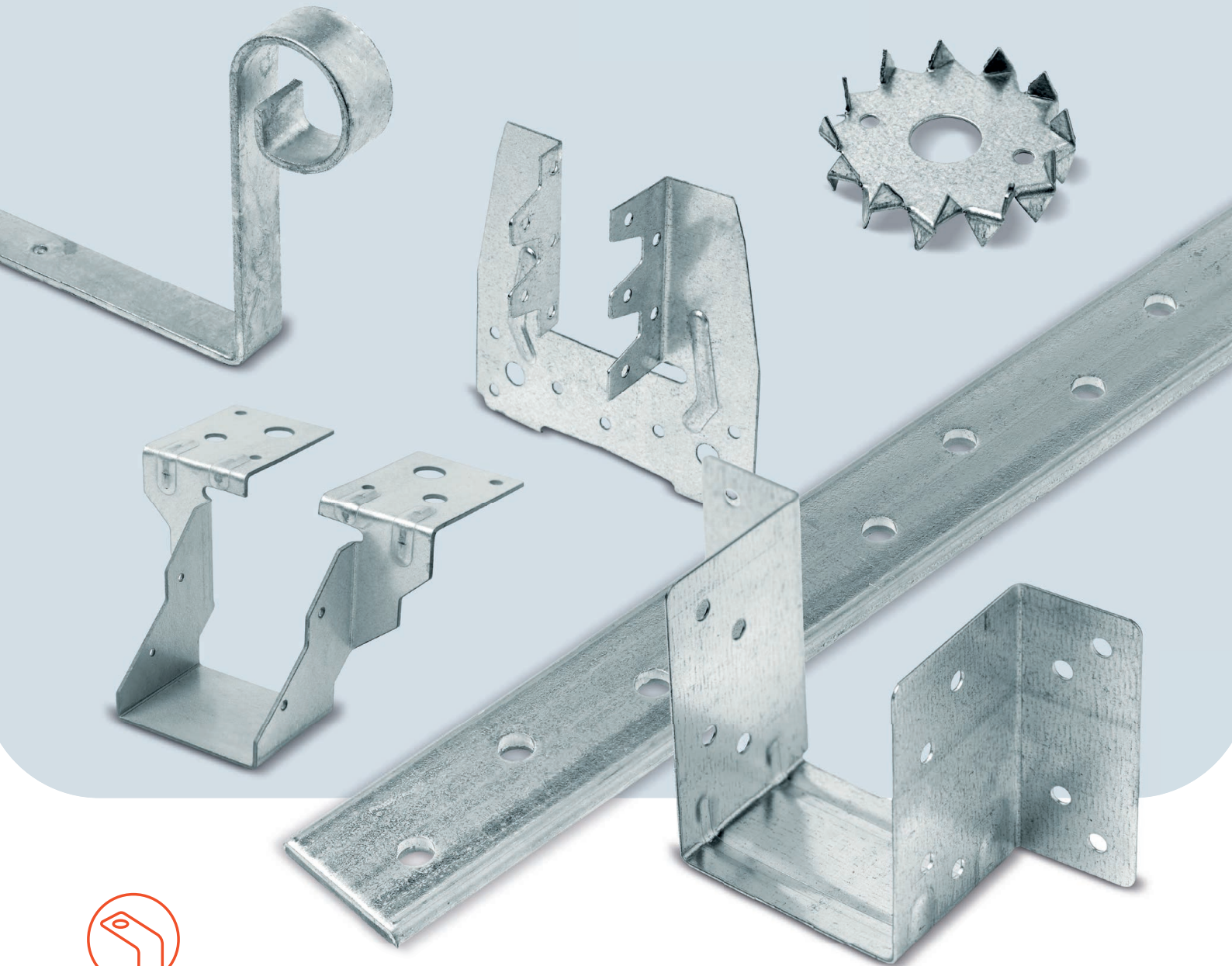


catnic®



Builders Metalwork Product Selector

Contents

Build it better with Catnic	3
Selection & Installation	4
Timber-to-Wall Joist Hangers	6
Multi-Truss Hangers	8
Timber-to-Timber Joist Hangers	10
Restraint Straps	12
Roof Truss Connectors	14
Timber Fixings & Connectors	15
Brackets & Plates	16
Hip Iron Support	17
Quality Manufacture & Responsible Sourcing	18



Build it better with Catnic

Catnic is a trusted manufacturer and supplier of high-performance building products for the construction industry. Our well-established range of connectors for timber and masonry construction continues to support professionals across the sector with proven reliability and versatility.

The collection includes a complete selection of straps, hangers, brackets, fixings, and cramps, designed to meet the demands of a wide variety of construction types and applications.

Renowned for our commitment to quality and customer service, every product in the Catnic range is backed by rigorous standards and dedicated support, giving you confidence from specification through to installation.

Selection & Installation

We're committed to ensuring a smooth, trouble-free installation experience. Our products are designed for ease of use, with clear guidance to support accurate selection and confident fitting across a range of applications.

Product Selection Guidance

To ensure the correct product is specified, we recommend evaluating the following key areas:

Structural Application

Where structural performance is required, consider the type of connection and its criticality. This will help determine the appropriate fixing or connector for the intended load and function.

Environmental Exposure

Selecting the right material and coating depends on the environment in which the fastener will be used. Exposure conditions should be assessed carefully:

Dry Interior: Enclosed spaces such as wall and ceiling cavities or raised floors, where moisture is controlled and condensation is unlikely. Note that prolonged exposure during construction may elevate the risk to exterior-wet levels.

Dry Exterior: Outdoor installations with minimal exposure to rainfall or regular moisture.

Wet Exterior: Outdoor environments subject to frequent moisture or rainfall.

Corrosive: Locations exposed to salt air, de-icing salts, fire retardants, large bodies of water, fumes, fertilizers, soil, certain preservative-treated woods, industrial pollutants, or acid rain.

Material Compatibility

When fastening dissimilar metals, it's important to select compatible combinations to prevent galvanic corrosion. For untreated wood and most common building materials, corrosion risk from the fastened material is typically low.

Preservative-Treated Timber

For treated wood applications, the timber supplier should provide full details of the treatment used, including whether ammonia is present and the chemical retention level. If this information is unavailable, Catnic recommends using stainless steel connectors and fasteners.

It's also advisable to seek a recommendation from the timber supplier regarding suitable fastener coatings or materials for use with their specific treatment in the intended environment.



Warning

Catnic structural connectors, anchors, and other products are designed and tested to provide specified design loads. To obtain optimal performance from Catnic products and achieve maximum allowable design load, the products must be properly installed.



Installation guidance

Catnic provides general guidance to support the correct selection and recommended installation of our products. In addition to the specific instructions and notes supplied for individual items, we advise that all guidance is reviewed carefully prior to installation.

Performance & Loading

Products must not be overloaded or used beyond their stated performance limits, as this may compromise the integrity of the connection.

Fastener Installation

All fasteners should be installed before any load is applied. Nail guns may be used, provided the correct number and type of nails are fitted into the designated holes. Guns with hole locators are recommended. Always follow the manufacturer's instructions and use appropriate safety equipment, as pneumatic or power-assisted fasteners may deflect and cause injury.

Masonry Applications

For hangers fixed into masonry walls, ensure the minimum specified height of cured masonry is in place above the hanger before applying load. Top-fix masonry hangers will not achieve their design load without the required masonry above the top flange. All masonry-supported connectors must be embedded into mortar of the correct strength, in accordance with British Standards.

Nail Driving

Do not overdrive nails, this can reduce shear capacity. Any protruding nails should be clinched to prevent injury and ensure a secure connection.

Timber-to-Wall Joist Hangers

CE

Catnic offers a comprehensive range of masonry hangers engineered to support timber joists from brick or block walls.

Designed for strength, reliability, and ease of installation, these hangers provide secure load transfer and structural integrity in masonry-to-timber applications.

Features

Catnic's single-piece, non-welded timber-to-masonry joist hangers are engineered for strength and reliability. Each hanger features a wide top flange to enhance load distribution on masonry with a minimum crushing strength of 3.5N/mm².

For hangers 150mm deep or greater, a 10mm reduction is incorporated to accommodate timber notching and regularisation. All hangers include a 75mm bearing surface and pre-punched side gussets for secure nail fixing using 30×3.75mm sheradised square twist nails.

Material Specification

Manufactured in line with Eurocode 5 and BS EN 845-1:2013 standards, all hangers are made from 2mm thick hot dipped galvanised steel, to BS EN 10346: 2015 S280+Z275.

Installation

Care should be taken during installation, ensure the back plate of the joist hanger is positioned flush against the supporting masonry, and a minimum of 675mm of cured masonry must be in position above the joist hanger flanges before any load is applied.

Timber joists should be cut square and positioned at the back face of the hanger, with no more than a 6mm gap. Timber can be secured with 30 x 3.75mm sheradised square twist nails, through individual pre-punched holes along the side gussets. It is advised that ceiling joists are notched at the hanger base to achieve a level surface when using plasterboards.

Catnic heavy duty restraint straps (see page 12 for full product range) must be used with all types of Catnic heavy duty joist hangers to provide lateral restraint.

Timber-to-Wall Joist Hanger

A single piece, non-welded, hanger designed with a wide top flange to increase loading capacity on masonry, with compressive strength of 3.5N/mm² and above with a bearing area of 75mm. Available for timber width 47-100, and timber depth of 100-225.



Safe Working Loads (kN)		*Add width dimensions to complete the code when ordering.			
		JH47/ *	JH50/ *	JH75/ *	JH100/ *
		TIMBER WIDTH (mm)			
TIMBER DEPTH (mm)	MASONRY STRENGTH	47	50	75	100
100	3.5N/mm ²	2.67	2.67	-	-
	7.0N/mm ²	3.13	3.13	-	-
	Per Box	40	40	-	-
125	3.5N/mm ²	2.86	2.86	-	-
	7.0N/mm ²	3.55	3.55	-	-
	Per Box	40	40	-	-
150	3.5N/mm ²	3.05	3.05	3.19	-
	7.0N/mm ²	3.8	3.8	4.87	-
	Per Box	40	40	25	-
175	3.5N/mm ²	3.25	3.25	-	-
	7.0N/mm ²	4.22	4.22	-	-
	Per Box	30	30	-	-
200	3.5N/mm ²	3.44	3.44	3.61	n/a
	7.0N/mm ²	4.63	4.63	5.58	4.31
	Per Box	25	25	20	15
225	3.5N/mm ²	3.63	3.63	3.82	n/a
	7.0N/mm ²	5.05	5.05	5.94	4.25
	Per Box	25	25	20	15

Multi-Truss Hangers

Our multi-truss hanger range provides a versatile solution for timber, masonry and concrete connections.

Designed for use in heavy duty applications to support multiple trusses, from a primary girder, purlin to beam connections and main trimmer joists.

Features

All hangers are designed as a single piece, non-welded, unit with a 75mm bearing surface and 4.5mm diameter nail holes and 14mm diameter bolt holes.

Material Specification

All Catnic multi-truss hangers are manufactured from 1.5mm thick hot dipped galvanised steel, Z275 coating to BS EN 10346: 2015.

Installation

Care should be taken during installation; hangers must be secured with 30 x 3.75mm sheradised square twist nails, through individual pre-punched holes together with M12 HT bolts or coach screws.




The Timber SWL (safe working loads) shown above are when fully nailed and bolted. Masonry SWL will vary dependant on the type of fixing used and the strength of masonry / concrete used. Loads stated are the lower of the load capacity at 2.5mm deflection of the hanger tested or the medium term loads in accordance with BS 5268.



Search our full product range on our website




Scan the code or visit catnic.com



Multi-Truss Hangers

Face Fix Multi-Truss Hanger 240



JHT240/47

DIMENSIONS (mm)			HOLES NO. x Ø (mm)	
W	L	B	IN BACK PLATES	IN SIDE PLATES
47	98	75	14x5.0 2x13.0	12x5.0

JHT240/47

CHARACTERISTIC CAPACITY [kN]											
C16 TIMBER				C24 TIMBER				TR26 TIMBER			
TYPE A NAILS		TYPE B NAILS		TYPE A NAILS		TYPE B NAILS		TYPE A NAILS		TYPE B NAILS	
F _{up}	F _{down}	F _{up}	F _{down}	F _{up}	F _{down}	F _{up}	F _{down}	F _{up}	F _{down}	F _{up}	F _{down}
5.46	9.56	6.40	11.23	6.17	10.79	7.23	12.68	6.52	11.41	7.64	13.41

Face Fix Multi-Truss Hanger 340



JHT340/47

DIMENSIONS (mm)			HOLES NO. x Ø (mm)	
W	L	B	IN BACK PLATES	IN SIDE PLATES
47	148	75	22x5.0 4x13.0	16x5.0

JHT340/47

CHARACTERISTIC CAPACITY [kN]											
C16 TIMBER				C24 TIMBER				TR26 TIMBER			
TYPE A NAILS		TYPE B NAILS		TYPE A NAILS		TYPE B NAILS		TYPE A NAILS		TYPE B NAILS	
F _{up}	F _{down}	F _{up}	F _{down}	F _{up}	F _{down}	F _{up}	F _{down}	F _{up}	F _{down}	F _{up}	F _{down}
9.56	15.02	11.21	17.65	10.79	16.95	12.65	19.93	11.41	17.92	13.38	21.07

Face Fix Multi-Truss Hanger 380



JHT380/47

DIMENSIONS (mm)			HOLES NO. x Ø (mm)	
W	L	B	IN BACK PLATES	IN SIDE PLATES
47	168	75	22x5.0 4x13.0	16x5.0

JHT380/47



CHARACTERISTIC CAPACITY [kN]											
C16 TIMBER				C24 TIMBER				TR26 TIMBER			
TYPE A NAILS		TYPE B NAILS		TYPE A NAILS		TYPE B NAILS		TYPE A NAILS		TYPE B NAILS	
F _{up}	F _{down}	F _{up}	F _{down}	F _{up}	F _{down}	F _{up}	F _{down}	F _{up}	F _{down}	F _{up}	F _{down}
9.56	15.02	11.21	17.65	10.79	16.95	12.65	19.93	11.41	17.92	13.38	21.07

Timber-to-Timber Joist Hangers

Catnic's timber-to-timber range includes a comprehensive selection of short, standard and long leg light to medium duty hangers for face fix and wrap over applications.

Light Duty Hanger (standard leg)

Box quantity: 50



Lightweight hanger suitable for joist depths of 150 to 250mm and face fixing, designed with 50mm wide strap legs with increased nail spacing*. Manufactured from 0.9mm thick hot dipped galvanised steel, Z275 coating to BS EN 10346: 2015. Designed with a 50mm bearing surface, hangers must be secured with 30 x 3.75mm sheradised square twist nails, through all individual pre-punched holes.

*Leg length can be adjusted by wrapping over joist to suit height.

JHSTDLT270/*

*Add width dimensions to complete the code when ordering.


DIMENSIONS (mm)				HOLES NO. x Ø (mm)			CHARACTERISTIC CAPACITY [kN]											
W*	L	B	S	IN LEG LENGTH	IN SIDE PLATES	IN BEARING SURFACE	C16 TIMBER				C24 TIMBER				TR26 TIMBER			
							FACE FIXED		WRAPPED		FACE FIXED		WRAPPED		FACE FIXED		WRAPPED	
							F _{up}	F _{down}	F _{up}	F _{down}	F _{up}	F _{down}	F _{up}	F _{down}	F _{up}	F _{down}	F _{up}	F _{down}
44	273	50	123	30x4.0	6x4.0	2x4.0	2.79	11.13	2.79	10.75	3.15	11.83	3.15	11.40	3.33	12.16	3.33	11.71
47	272	50	122	30x4.0	6x4.0	2x4.0	2.79	11.13	2.79	10.75	3.15	11.83	3.15	11.40	3.33	12.16	3.33	11.71
50	270	50	120	30x4.0	6x4.0	2x4.0	2.79	11.13	2.79	11.20	3.15	11.83	3.15	11.86	3.33	12.16	3.33	12.18
75	258	50	108	30x4.0	6x4.0	2x4.0	2.79	12.46	2.79	12.32	3.15	13.16	3.15	13.01	3.33	13.49	3.33	13.34
91	250	50	100	30x4.0	6x4.0	2x4.0	2.79	12.46	2.79	12.32	3.15	13.16	3.15	13.01	3.33	13.49	3.33	13.34



The SWL (safe working load) refers to face fixed hangers (using C30 Timber) – characteristics strength / slip modulus / medium term loads are available for all sizes 38 – 100mm.

Medium Duty Hanger (standard leg)

Box quantity: 50




Medium-weight hanger suitable for joist depths up to 250mm, designed with 40mm wide strap legs and location tab on hanger base for quick and accurate alignment. Manufactured from 1.2mm thick hot dipped galvanised steel, Z275 coating to BS EN 10346: 2015. Designed with a 50mm bearing surface, hangers must be secured with 30 x 3.75mm sheradised square twist nails, through all individual pre-punched holes.

JHSTDMT340/150

DIMENSIONS (mm)				HOLES NO. x Ø (mm)			CHARACTERISTIC CAPACITY [kN]	
W	L	B	S	IN LEG LENGTH	IN SIDE PLATE	IN BEARING SURFACE	C16, C24 OR TR26 TIMBER	
							TYPE A OR TYPE B NAILS	
							F _{up}	F _{down}
150	333	50	108	26x4.0	6x4.0	2x4.0	2.76	15.00

Medium Duty Hanger (long leg)

Box quantity: 50



Medium-weight hanger suitable for joist depths up to 250mm, designed with 50mm strap legs, the longer length leg is suitable for face fixing or wrapped over supporting floor joists. Manufactured from 1.2mm thick hot dipped galvanised steel, Z275 coating to BS EN 10346: 2015. Designed with a 50mm bearing surface, hangers must be secured with 30 x 3.75mm sheradised square twist nails, through all individual pre-punched holes.

When used in loft conversion applications where the hanger extends below the supporting beam, a maximum drop of no more than 75mm is recommended.


JHLMT460/*

*Add width dimensions to complete the code when ordering.

DIMENSIONS (mm)				HOLES NO. x Ø (mm)			CHARACTERISTIC CAPACITY [kN]	
W*	L	B	S	IN LEG LENGTH	IN SIDE PLATE	IN BEARING SURFACE	C16, C24 OR TR26 TIMBER	
							TYPE A OR TYPE B NAILS	
							F _{up}	F _{down}
47	479	50	182	34x4.0	8x4.0	2x4.0	4.14	18.00
50	477	50	180	34x4.0	8x4.0	2x4.0	4.14	18.00
75	465	50	168	34x4.0	8x4.0	2x4.0	4.14	18.00
100	452	50	155	34x4.0	8x4.0	2x4.0	4.14	18.00
150	427	50	130	34x4.0	8x4.0	2x4.0	4.14	18.00

Mini Hanger

Box quantity: 250



A lightweight hanger suitable for joist depths up to 100mm, ideal for trimming around ceiling hatches, and similar light duty applications. Manufactured from 0.8mm thick hot dipped galvanised steel, Z275 coating to BS EN 10346: 2015. Designed with a 40mm bearing surface, hangers must be secured with 30 x 3.75mm sheradised square twist nails, through all pre-punched holes.

JHMINI/*

*Add width dimensions to complete the code when ordering.

DIMENSIONS (mm)			HOLES NO. x Ø (mm)		CHARACTERISTIC CAPACITY [kN]											
W*	L	B	IN LEG LENGTH	IN SIDE PLATE	C16 TIMBER				C24 TIMBER				TR26 TIMBER			
					TYPE A NAILS		TYPE B NAILS		TYPE A NAILS		TYPE B NAILS		TYPE A NAILS		TYPE B NAILS	
					F _{up}	F _{down}	F _{up}	F _{down}	F _{up}	F _{down}	F _{up}	F _{down}	F _{up}	F _{down}	F _{up}	F _{down}
47	67	40	8x4.0	8x4.0	2.80	5.59	3.22	6.55	3.16	6.32	3.64	7.40	3.34	6.68	3.85	7.82
50	65	50	8x4.0	8x4.0	2.80	5.59	3.28	6.55	3.16	6.32	3.70	7.40	3.34	6.68	3.91	7.82

Restraint Straps



Our selection of restraint straps includes both heavy and light duty options, designed to provide secure horizontal and vertical anchoring in masonry and timber structures.

Available in bent, twisted and flat configurations, these straps offer dependable performance for a wide range of structural applications, from wall tie-downs to roof truss restraints.

Features

Heavy duty (28 x 4mm) restraint straps, galvanised and edge coated, are suitable for horizontal restraint applications, tying timber roofs and floors to masonry walls.

Light duty (27 x 2.3mm) restraint straps can be used for vertical applications, where holding down wall plates to masonry is required, all restraint straps are multi-holed at 25mm offset centres. This product is CE marked in accordance with the Construction Product Regulations 2013.

Material Specification

Restraint straps are manufactured from hot dipped galvanised steel to BS EN 10346: 2015 DX51D+Z275, and designed in accordance with BS EN 845-1:2013.

Installation

Care should be taken during installation. Light duty vertical restraint straps should be fixed using 30 x 3.75mm sheradised square twist nails into timber, and 50mm long no. 12 woodscrews/plugs into masonry. Heavy duty horizontal restraint straps should be fixed to timber with 75mm x 4.0mm galvanised round wire nails.




Image: Heavy Duty Horizontal

Heavy Duty Strap Horizontal (Flat)

	SH1000/F
Length (mm)	1000
Per Pack	10

Light Duty Vertical Strap (Flat)

	SV900/F	SV1000/F	SV1200/F
Length (mm)	900	1000	1200
Per Box/Pack	20	20	20

Restraint Straps

Heavy Duty Horizontal Strap (Bent 100)

	SH600/ B100	SH800/ B100	SH900/ B100	SH1000/ B100	SH1200/ B100	SH1500/ B100
Overall (mm)	600	800	900	1000	1200	1500
Per Pack	10	10	10	10	10	10

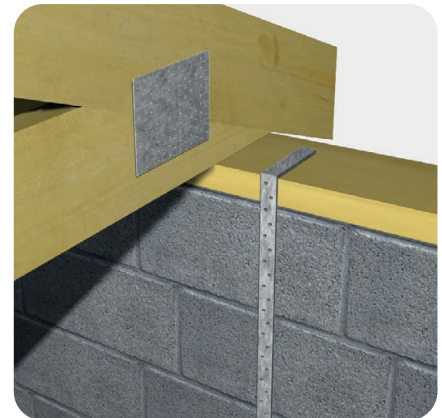
Light Duty Vertical Strap (Bent 100)

	SV600/B100	SV900/B100	SV1000/B100	SV1200/B100
Overall (mm)	600	900	1000	1200
Per Pack	20	20	20	20



Heavy Duty Horizontal Strap (Bent 150)

	SH900/B150	SH1000/ B150	SH1200/ B150	SH1500/ B150	SH1600/ B150
Overall (mm)	900	1000	1200	1500	1600
Per Pack	10	10	10	10	10



Light Duty Vertical Strap (Twist 100)

	SV600/T100	SV900/T100	SV1000/T100	SV1200/T100
Length (mm)	600	900	1000	1200
Per Pack	20	20	20	20

Heavy Duty Horizontal Strap (Twist 100)

	SH1000/T100
Length (mm)	1000
Per Pack	10



Roof Truss Connectors

Our roof truss connectors are designed to provide secure, reliable anchoring for timber roof structures.

Suitable for a range of applications, they offer essential support at junctions and load points, helping ensure structural integrity and compliance with modern building standards.

Truss Clip

Box quantity: 250

A lightweight clip providing a quick and effective method fixing trussed rafters to wall plates in low loading applications as recommended in BS 5268:Part 3.

Can also be used as a multi-purpose connector providing restraint whenever two timber members cross.

Manufactured from 0.9mm thick hot dipped galvanised steel, Z275 coating to BS EN 10346: 2015, must be secured with 30 x 3.75mm sheradised square twist nails, through all pre-punched holes.

CTC*			*Add width dimensions to complete the code when ordering.		
DIMENSIONS (mm)			HOLES NO. x Ø (mm)		CHARACTERISTIC CAPACITY [kN]
W*	L	B	PLATE 1	PLATE 2	UPLIFT
38	110	29	7x4.0 2x8.0	10x4.0	3.50
47	110	29	7x4.0 2x8.0	10x4.0	3.75
50	110	29	7x4.0 2x8.0	10x4.0	3.75



Timber Fixings & Connectors


Our range features a practical trio of timber fixings designed for secure and reliable connections in structural applications.

The universal framing anchor, multi-fixing strap, and tooth plate connector offer versatile solutions for reinforcing timber joints, ensuring strength, stability, and ease of installation across a variety of build scenarios.

Universal Framing Anchor

Designed as a multi-purpose fixing that can be used on general timber frame construction, including connecting roof timbers, joist trimmings, and studding. The slotted design allows bending on-site for versatile configuration.

Manufactured from 1.2mm thick hot dipped galvanised steel, Z275 coating to BS EN 10346: 2015, must be secured with 30 x 3.75mm sheradised square twist nails, through all pre-punched holes. Anchors must be fixed in pairs to ensure safe working load of 3.5kN.



AF3

Height (mm)	125
Per Box	200

Multi-Fix Strapping

A perforated metal strip that can easily be cut or bent and used in light fixing applications. Manufactured from 0.9mm thick hot dipped galvanised steel, Z275 coating to BS EN 10346: 2015.



SMF20

Size (mm)	20mm x 10m
Per Box	10

Tooth Plate Connector (double sided)

Designed to improve the performance of bolted connections to reduce timber rotation and joint movement. Double sided connectors are manufactured from 1mm thick hot dipped galvanised steel, Z275 coating to BS EN 10346: 2015.



DSTC/50

Diameter (mm)	50
Per Box	100

Brackets & Plates

Our range of brackets and plates provides dependable solutions for a wide variety of fixing applications.

Engineered for strength and versatility, these components deliver secure support for both structural and finishing tasks. Designed with ease of installation in mind, they help builders achieve reliable results across a variety of projects.

Angle Bracket

60mm wide reinforced bracket used in 90 degree connections, easily secured using nail, screw bolt or coach screws. Manufactured from 2.5mm thick hot dipped galvanised steel, Z275 coating to BS EN 10346: 2015.

	BA1	BA2	BA5
Size (mm)	150 x 150 x 60	150 x 90 x 60	90 x 90 x 60
Per Box	50	100	100



Angle Plate

Angle plate used for strengthening timber and easily secured by nail or screw. Manufactured from 2.5mm thick hot dipped galvanised steel, Z275 coating to BS EN 10346: 2015.

	BP2	BP4
Size (mm)	40 x 40 x 40	60 x 60 x 40
Per Box	100	100



Hip Iron Support

Our hip iron provides reliable structural support for pitched roof junctions, helping to secure hip tiles and maintain roof integrity.

Designed for durability and ease of installation, it's a simple yet essential component for traditional roofing applications.

Hip Iron

A decorative scrolled retaining bracket, used in traditional hipped roofs to prevent ridge tile movement. Can be secured using nail fixed to rafters and embedded in mortar. Manufactured from 3mm thick hot dipped mild steel.

HIP3	
Width (mm)	25
ThickNess (mm)	3
Height (mm)	150
Length (mm)	300
Per Box	50



Quality Manufacture & Responsible Sourcing

Catnic is committed to innovation and constant improvement to meet the changes in building regulations.

Leaders in Technical Innovation

Our rigid adherence to quality control & compliance is your guarantee of technical superiority.

Quality

Catnic are committed to quality control and is a BSI registered company with quality management systems in accordance with BS EN ISO 9001: 2015, which provides a set of processes that ensure:

- Clarification and documentation of policies and objectives
- Reduced waste relating to customers' requirements to production with a view to achieving customer satisfaction
- Understanding how statutory and regulatory requirements impact on Catnic and our customers
- Clear responsibilities and authorities - increasing motivation and commitment
- Consistency and traceability of products and services
- High level of internal and external communications

Environment and Sustainability

Catnic are committed to protecting the environment by minimising the impact of our operations and our products through the adoption of sustainable practices and through continuous improvement in environmental performance and control.

We're delighted to have been awarded ISO 50001 certification in 2024, recognising our commitment to continual improvement energy management, across our business.

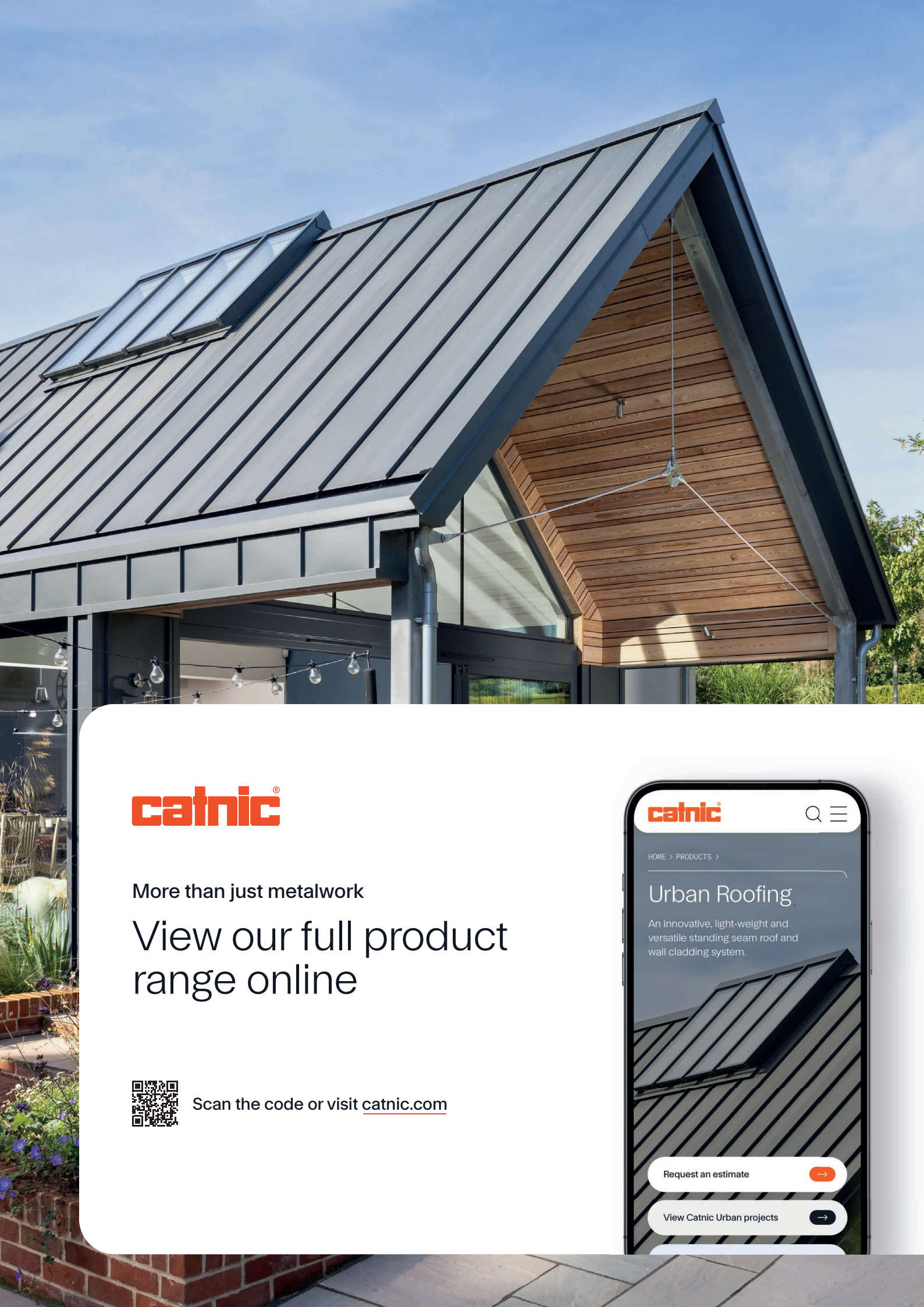
Responsible Sourcing

We supply the widest range of construction products certified to BES 6001, the responsible sourcing standard that provides the reassurance specifiers, contractors and building owners rely on when meeting the government's requirements for sustainable development. Catnic's steel plasterbeads and expanded metal laths are the first of its type to have been certified as responsibly sourced from the iron ore supply to installation.

Using our wide range of BES6001 certified products provides a route to obtaining credits under the Responsible Sourcing of Materials sections of BREEAM, the Code for Sustainable Homes and CEEQUAL.

Certification of all our steel construction products to BES 6001 provides independent verification of our corporate responsibility, including the way we drive sustainability considerations up the supply chain to the point of raw material extraction. It delivers a method for us to benchmark and show that we are continuously improving our sustainability credentials.



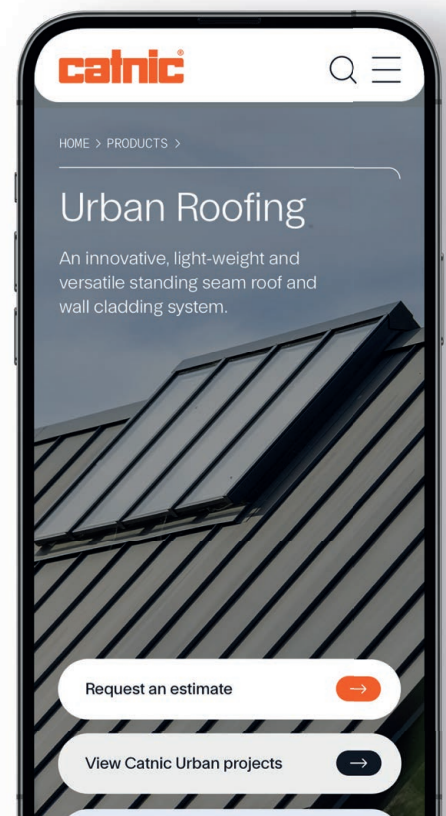


More than just metalwork

View our full product
range online



Scan the code or visit catnic.com





catnic.com

Care has been taken to ensure that the contents of this publication are accurate, but Tata Steel Europe Limited and its subsidiaries, which includes Tata Steel UK Limited, do not accept responsibility or liability for errors or information that is found to be misleading. Suggestions for, or descriptions of, the end use or application of products or methods of working are for information only and Tata Steel Europe Limited and its subsidiaries accept no liability in respect thereof.

Before using products or services supplied or manufactured by Tata Steel Europe Limited and its subsidiaries, customers should satisfy themselves as to their suitability.

Catnic reserves the right to change information contained within this brochure at any time.

© Copyright 2026 Tata Steel UK Limited

Catnic
Pontypandy Industrial Estate
Caerphilly
CF83 3GL

T: 029 2033 7900
F: 029 2086 7796
catnic.com

Tata Steel UK Limited
18 Grosvenor Place
London
SW1X 7HS
Registered in England No.
02280000

English version 01/2026